


QC Report - Agilent Technologies : 2 Color Gene Expression

Date	Monday, August 20, 2007 - 13:38	BG Method	Minimum Feature
Image	US45102971_SLOT26_S01_Cropped	Background Detrend	Off
Protocol	GE2-NonAT_95_Feb07 (Read Only)	Multiplicative Detrend	False
User Name	jaudalladmin	Dye Norm	Lowess
Grid	MS_70_73_Rep1_SLOT26_S01_grid (from grid_file)	Linear DyeNorm Factor	1(Red) 1(Green)
FE Version	9.5.3.1	Additive Error	30(Red)30(Green)

Spot Finding of the Four Corners of the Array



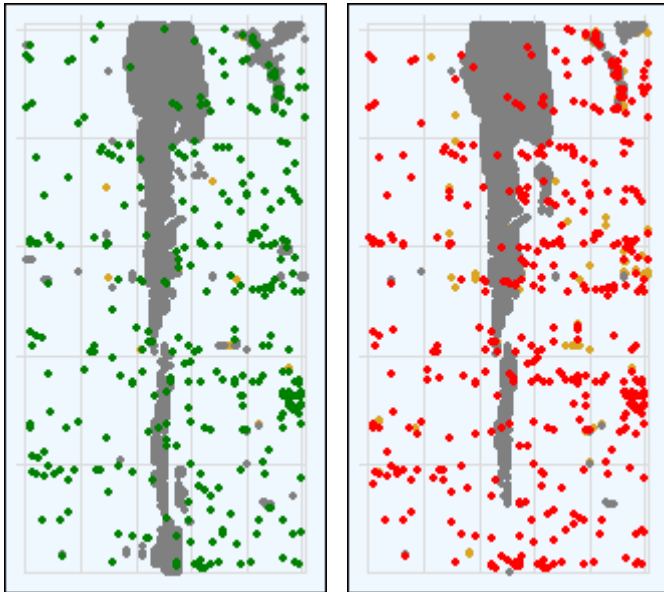
Grid Normal

Feature	Local Background	
	Red	Green

	Red	Green	Red	Green
Non Uniform	397	318	224	87
Population	0	0	2209	2245

Spatial Distribution of All Outliers on the Array

264 rows x 92 columns



FeatureNonUnif (Red or Green) = 447(1.96%)

GeneNonUnif (Red or Green) = 447 (1.961 %)

- BG NonUniform ● BG Population
- Red FeaturePopulation ● Red Feature NonUniform
- Green FeaturePopulation ● Green Feature NonUniform

Local Bkg (inliers)

Red Green

Net Signal Statistics

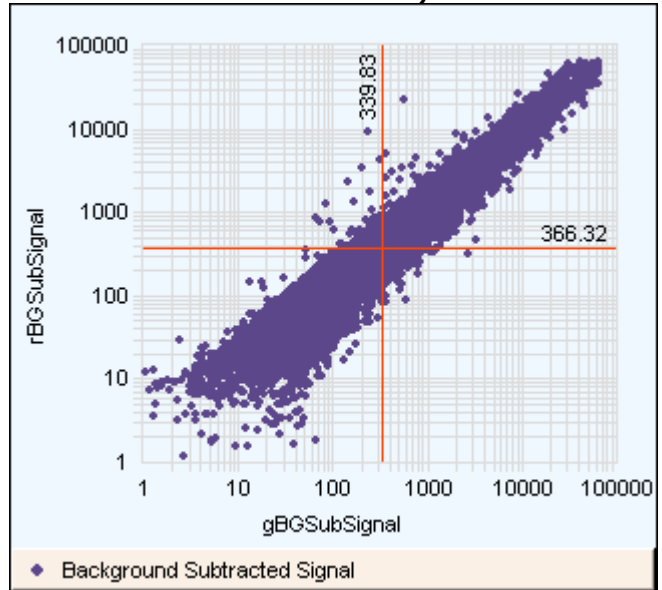
Non-Control probes:

	Red	Green
# Saturated Features	61	55
99% of Sig. Distrib.	23453	21017
50% of Sig. Distrib.	411	357
1% of Sig. Distrib.	56	25

Negative Control Stats

	Red	Green
Average Net Signals	0.00	0.00
StdDev Net Signals	0.00	0.00
Average BG Sub Signal	0.00	0.00
StdDev BG Sub Signal	0.00	0.00

Red and Green Background Corrected Signals (Non-Control Inliers)



Features (NonCtrl) with BGSubSignals < 0: 18 (Red); 12 (Green)

Number	20519	20570
Avg	116.03	66.12
SD	21.09	8.00

Foreground Surface Fit

Red Green

RMS_Fit	11.59	12.53
RMS_Resid	9.68	13.73
Avg_Fit	39.38	25.49

Reproducibility: %CV for Replicated Probes

Median %CV Signal (inliers)

Non-Control probes

Red Green

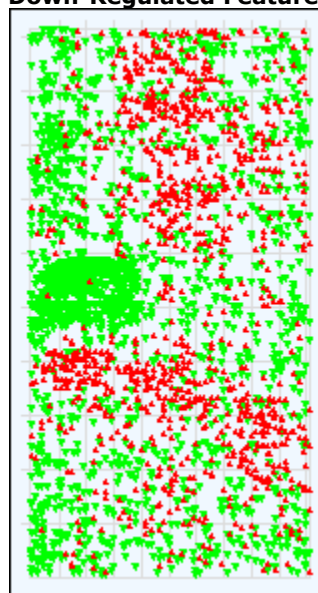
BGSubSignal	-1.00	-1.00
ProcessedSignal	NA	NA

Array Uniformity: LogRatios

Non-Control

AbsAvgLogRatio	0.00
AverageS/N	0.00

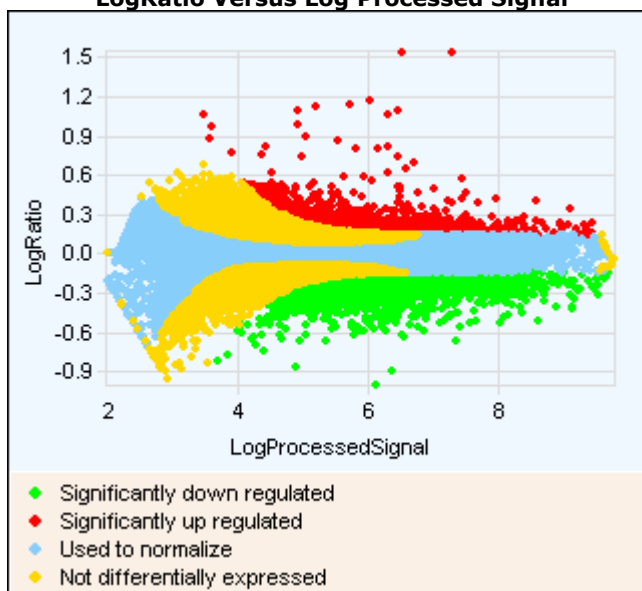
Spatial Distribution of Significantly Up-Regulated and Down-Regulated Features



#Up-Regulated:1057 (Red) ; #Down-Regulated:1711 (Green)

▲ Up-Regulated □ Down-Regulated

LogRatio Versus Log Processed Signal



- ◆ Significantly down regulated
- ◆ Significantly up regulated
- ◆ Used to normalize
- ◆ Not differentially expressed